

# MENON BEARINGS LIMITED



Date: 19<sup>th</sup> April, 2016

To,  
National Stock Exchange of India Ltd  
Exchange Plaza,  
Bandra Kurla Complex,  
Bandra (E),  
Mumbai- 400 051

Ref.: Symbol - MENONBE & Series - EQ

Name of the Company: Menon Bearings Ltd.

Sub.: Quarterly submission of Shareholding Pattern under Regulation 31 of SEBI (Listing Obligations & Disclosure Requirements) Regulations, 2015.

Dear Sir(s),

Pursuant to the Regulation 31 of the Securities and Exchange Board of India (Listing Obligations & Disclosure Requirements) Regulations, 2015, we submit herewith the Shareholding Pattern of the Company for the quarter ended on 31<sup>st</sup> March, 2016.

Kindly take the above on your record.

Thanks & Regards,

For Menon Bearings Limited

Anup Padmai  
Company Secretary & Compliance Officer  
Membership No.: A33422



Encl.: A/a

REGD. OFFICE & WORKS :  
MIDC, GOKUL SHIRGAON, KOLHAPUR - 416 234. INDIA  
Phones : + 91 231 26 72 279 / 533 / 487 Fax : + 91 231 267 22 78




E-mail : [admin@menonbearings.in](mailto:admin@menonbearings.in)  
Visit us at : <http://www.menonbearings.in>  
CIN : L29130PN1991PLC062352

**Shareholding Pattern under Regulation 31 of SEBI (Listing Obligations and Disclosure Requirements) Regulations, 2015**

|    |   |
|----|---|
| 1  | Name of Listed Entity: Menon Bearings Limited   |
| 2  | Scrip Code/Name of Scrip/Class of Security: 523828/MENONBE/EQUITY   |
| 3  | Share Holding Pattern filed under: Reg. 31(1)(b)  |
| a. | Report for Quarter ending - 31st March, 2016  |
| 4  | Declaration: The Listed entity is required to submit the following declaration to the extent of submission of information:- |

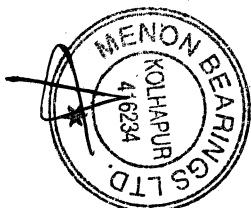
| Particulars  | Yes* | No* |
|--|------|-----|
| 1 Whether the Listed Entity has issued any partly paid up shares?                        |      | No  |
| 2 Whether the Listed Entity has issued any Convertible Securities or Warrants?           |      | No  |
| 3 Whether the Listed Entity has any shares against which depository receipts are issued? |      | No  |
| 4 Whether the Listed Entity has any shares in locked-in?                                 |      | No  |
| 5 Whether any shares held by promoters are pledge or otherwise encumbered?               |      | No  |



**Menon Bearings Limited**

**Table I - Summary Statement holding of specified securities**

| Category | Category of shareholder       | Number of shareholders | No. of fully paid up equity shares held | No. of Partly paid-up equity shares held | No. of underlying Depository Receipts | Total nos. shares held (IV)+(V)+(VI) | Shareholding as a % of total no. of shares (calculated as per SCRR, 1957) (A+B+C2) | Number of Voting Rights held in each class of securities |             |                         | No. of Shares convertible securities (including Warrants) | Shareholding, assuming full conversion of convertible securities (as a percentage of diluted share capital) (X)=(VII)+(X) As a % of (A+B+C2) | Number of Locked in shares | Number of Shares pledged or otherwise | Number of Shares held in dematerialised form |          |
|----------|-------------------------------|------------------------|---|--|---------------------------------------|--------------------------------------|--|--|-------------|-------------------------|---|--|----------------------------|---------------------------------------|--|----------|
|          |                               |                        |   |  |                                       |                                      |  | No of Voting Rights Class eg: X eg: Y                    | Class Total | Total as a % of (A+B+C) |   |  |                            |                                       |  |          |
| (I)      | (II)                          | (III)                  | (IV)                                    | (V)                                      | (VI)                                  | (VII) = (IV)+(V)+(VI)                | (VIII) As a % of (A+B+C2)  | (IX)   |             |                         | (X)   | (XI) = (VII)+(X) As a % of (A+B+C2)  | (XII)                      | (XIII)                                | (XIV)  |          |
| (A)      | Promoter & Promoter Group     | 8                      | 34871000                                | 0  | 0                                     | 34871000                             | 74.6702  | 34871000   | 0           | 34871000                | 74.6702   | 0  | 0.0000                     | 0                                     | 0.0000                                       | 34871000 |
| (B)      | Public                        | 7977                   | 11829000                                | 0  | 0                                     | 11829000                             | 25.3298  | 11829000   | 0           | 11829000                | 25.3298   | 0  | 0.0000                     | NA                                    | NA   | 7502050  |
| (C)      | Non Promoter - Non Public     |                        |   |  |                                       |                                      |  |  |             |                         |   |  |                            | NA                                    | NA   |          |
| (C1)     | Shares Underlying DRS         | 0                      | 0                                       | 0  | 0                                     | 0                                    | 0.0000   | 0  | 0           | 0                       | 0.0000  | 0  | 0.0000                     | NA                                    | NA   | 0        |
| (C2)     | Shares Held By Employee Trust | 0                      | 0                                       | 0  | 0                                     | 0                                    | 0.0000   | 0  | 0           | 0                       | 0.0000  | 0  | 0.0000                     | NA                                    | NA   | 0        |
|          | Total                         | 7985                   | 46700000                                | 0  | 0                                     | 46700000                             | 100  | 46700000   | 0           | 46700000                | 100   | 0  | 0.0000                     | 0                                     | 0.0000                                       | 42373050 |



**Menon Bearings Limited**

**Table II - Statement showing shareholding pattern of the Promoter and Promoter Group**


| Category & Name of the shareholders                                | PAN        | Nos. of shareholders | No. of fully paid up equity shares held | Partly paid-up equity shares held | No. of shares underlying Depository Receipts | Total nos. shares held (IV)+(V)+(VI) | Shareholding % calculated as per SCRR, 1957 As a % of (A+B+C2) | Number of Voting Rights held in each class of securities |               |          | Total as a % of (A+B+C) | No. of Underlying Outstanding convertible securities (including Warrants) | Shareholding, assuming full conversion of convertible securities (as a percentage of diluted share capital) | Number of Locked In shares |                                 | Number of Shares pledged or otherwise encumbered |                                 | Number of equity shares held in dematerialised form |
|--|------------|----------------------|---|-----------------------------------|--|--------------------------------------|--|--|---------------|----------|-------------------------|---|---|----------------------------|---------------------------------|--|---------------------------------|---|
|  |            |                      |   |                                   |  |                                      |  | Class. e.g. X  | Class. e.g. Y | Total    |                         |   |   | No. (a)                    | As a % of total Shares held (b) | No. (a)  | As a % of total Shares held (b) |   |
| <b>1 Indian</b>  |            |                      |   |                                   |  |                                      |  |  |               |          |                         |   |   |                            |                                 |  |                                 |   |
| (a) Individuals / Hindu Undivided Family                           |            | 7                    | 23527000                                | 0                                 | 0  | 23527000                             | 50.3790  | 23527000   | 0             | 23527000 | 50.3790                 | (X) = (VII)+(X) As a % of (A+B+C2)  | (XII)   |                            |                                 | (XIII)   | (XIV)                           |   |
| Nitin R Menon  | ABJPM0483D | 1                    | 14180650                                | 0                                 | 0  | 14180650                             | 30.3654  | 14180650   | 0             | 14180650 | 30.3654                 |   | 0   | 0.0000                     | 0                               | 0.0000   | 14180650                        |   |
| Sucheta Nitin Menon  | ABJPM0485F | 1                    | 4204010                                 | 0                                 | 0  | 4204010                              | 9.0022   | 4204010  | 0             | 4204010  | 9.0022                  |   | 0   | 0.0000                     | 0                               | 0.0000   | 4204010                         |   |
| Aditya Nitin Menon   | BVPM3756Q  | 1                    | 2376640                                 | 0                                 | 0  | 2376640                              | 5.0892   | 2376640  | 0             | 2376640  | 5.0892                  |   | 0   | 0.0000                     | 0                               | 0.0000   | 2376640                         |   |
| Ashbul Nitin Menon   | BVPM3572L  | 1                    | 2375700                                 | 0                                 | 0  | 2375700                              | 5.0872   | 2375700  | 0             | 2375700  | 5.0872                  |   | 0   | 0.0000                     | 0                               | 0.0000   | 2375700                         |   |
| Sachin Ram Menon   | ABJPM0486G | 1                    | 250000                                  | 0                                 | 0  | 250000                               | 0.5353   | 250000   | 0             | 250000   | 0.5353                  |   | 0   | 0.0000                     | 0                               | 0.0000   | 250000                          |   |
| Smita Ramesh Dixit   | AENPD4052Q | 1                    | 88000                                   | 0                                 | 0  | 88000                                | 0.1884   | 88000  | 0             | 88000    | 0.1884                  |   | 0   | 0.0000                     | 0                               | 0.0000   | 88000                           |   |
| Ramesh Dattatraya Dixit  | AAQPD4815N | 1                    | 52000                                   | 0                                 | 0  | 52000                                | 0.1113   | 52000  | 0             | 52000    | 0.1113                  |   | 0   | 0.0000                     | 0                               | 0.0000   | 52000                           |   |
| (b) Central Government / State Government(s)                       |            | 0                    | 0                                       | 0                                 | 0  | 0                                    | 0.0000   | 0  | 0             | 0        | 0.0000                  |   | 0   | 0.0000                     | 0                               | 0.0000   | 0                               |   |
| (c) Financial Institutions / Banks                                 |            | 0                    | 0                                       | 0                                 | 0  | 0                                    | 0.0000   | 0  | 0             | 0        | 0.0000                  |   | 0   | 0.0000                     | 0                               | 0.0000   | 0                               |   |
| (d) Any Other (Specify)  |            | 1                    | 11344000                                | 0                                 | 0  | 11344000                             | 24.2912  | 11344000   | 0             | 11344000 | 24.2912                 |   | 0   | 0.0000                     | 0                               | 0.0000   | 11344000                        |   |
| Bodies Corporate   |            |                      |   |                                   |  |                                      |  |  |               |          |                         |   |   |                            |                                 |  |                                 |   |
| Kareer United Private Limited                                      | AAACK7437Q | 1                    | 11344000                                | 0                                 | 0  | 11344000                             | 24.2912  | 11344000   | 0             | 11344000 | 24.2912                 |   | 0   | 0.0000                     | 0                               | 0.0000   | 11344000                        |   |
| Sub Total (A1)   |            | 8                    | 34871000                                | 0                                 | 0  | 34871000                             | 74.6702  | 34871000   | 0             | 34871000 | 74.6702                 |   | 0   | 0.0000                     | 0                               | 0.0000   | 34871000                        |   |
| <b>2 Foreign</b>   |            |                      |   |                                   |  |                                      |  |  |               |          |                         |   |   |                            |                                 |  |                                 |   |
| (a) Individuals (Non-Resident Individuals / Foreign Individuals)   |            | 0                    | 0                                       | 0                                 | 0  | 0                                    | 0.0000   | 0  | 0             | 0        | 0.0000                  |   | 0   | 0.0000                     | 0                               | 0.0000   | 0                               |   |
| (b) Government   |            | 0                    | 0                                       | 0                                 | 0  | 0                                    | 0.0000   | 0  | 0             | 0        | 0.0000                  |   | 0   | 0.0000                     | 0                               | 0.0000   | 0                               |   |
| (c) Institutions   |            | 0                    | 0                                       | 0                                 | 0  | 0                                    | 0.0000   | 0  | 0             | 0        | 0.0000                  |   | 0   | 0.0000                     | 0                               | 0.0000   | 0                               |   |
| (d) Foreign Portfolio Investor                                     |            | 0                    | 0                                       | 0                                 | 0  | 0                                    | 0.0000   | 0  | 0             | 0        | 0.0000                  |   | 0   | 0.0000                     | 0                               | 0.0000   | 0                               |   |
| (e) Any Other (Specify)  |            | 0                    | 0                                       | 0                                 | 0  | 0                                    | 0.0000   | 0  | 0             | 0        | 0.0000                  |   | 0   | 0.0000                     | 0                               | 0.0000   | 0                               |   |
| Sub Total (A12)  |            | 0                    | 0                                       | 0                                 | 0  | 0                                    | 0.0000   | 0  | 0             | 0        | 0.0000                  |   | 0   | 0.0000                     | 0                               | 0.0000   | 0                               |   |
| Total Shareholding Of Promoter And Promoter Group (A) = (A1)+(A12) |            | 8                    | 34871000                                | 0                                 | 0  | 34871000                             | 74.6702  | 34871000   | 0             | 34871000 | 74.6702                 |   | 0   | 0.0000                     | 0                               | 0.0000   | 34871000                        |   |



**Menon Bearings Limited**

**Table III - Statement showing shareholding pattern of the Public shareholder**

| Category & Name of the shareholders                         | PAN  | Nos. of shareholders | No. of fully paid up equity shares held | Partly paid-up equity shares held | No. of shares underlying Depository Receipts | Total nos. shares held (IV)+(V)+(VI) | Shareholding % calculated as per SCRR, 1957 As a % of (A+B+C2) | Number of Voting Rights held in each class of securities |             |                                     | Total as a % of (A+B+C) | No. of Shares Outstanding convertible securities (including Warrants) | Shareholding, assuming full conversion of convertible securities as a percentage of diluted share capital) | Number of Locked in Shares | Number of Shares pledged or otherwise encumbered |                              | Number of equity shares held in dematerialised form |
|---|------|----------------------|---|-----------------------------------|--|--------------------------------------|--|--|-------------|-------------------------------------|-------------------------|---|--|----------------------------|--|------------------------------|---|
|   |      |                      |   |                                   |  |                                      |  | Class eg: X  | Class eg: Y | Total                               |                         |   |  |                            | No. (a) As a % of total Shares held(b)           | No. (a) total Shares held(b) |   |
| 1   |      |                      |   |                                   |  |                                      |  |  |             |                                     |                         |   |  |                            |  |                              |   |
| (i) Institutions  | (ii) | (iii)                | (iv)                                    | (v)                               | (vi)   | (vii) = (iv)+(v)+(vi)                | (viii) As a % of (A+B+C2)                                      | (ix)   | (x)         | (xi) = (vii)+(x) As a % of (A+B+C2) | (xii)                   | (xiii)  | (xiv)  | (xv)                       |  |                              |   |
| (a) Mutual Fund   |      | 0                    | 0                                       | 0                                 | 0  | 0                                    | 0.0000   | 0  | 0           | 0.0000                              | 0                       | 0.0000  | NA   | NA                         | 0  |                              |   |
| (b) Venture Capital Funds                                   |      | 0                    | 0                                       | 0                                 | 0  | 0                                    | 0.0000   | 0  | 0           | 0.0000                              | 0                       | 0.0000  | NA   | NA                         | 0  |                              |   |
| (c) Alternate Investment Funds                              |      | 0                    | 0                                       | 0                                 | 0  | 0                                    | 0.0000   | 0  | 0           | 0.0000                              | 0                       | 0.0000  | NA   | NA                         | 0  |                              |   |
| (d) Foreign Venture Capital Investors                       |      | 0                    | 0                                       | 0                                 | 0  | 0                                    | 0.0000   | 0  | 0           | 0.0000                              | 0                       | 0.0000  | NA   | NA                         | 0  |                              |   |
| (e) Foreign Portfolio Investor                              |      | 0                    | 0                                       | 0                                 | 0  | 0                                    | 0.0000   | 0  | 0           | 0.0000                              | 0                       | 0.0000  | NA   | NA                         | 0  |                              |   |
| (f) Financial Institutions / Banks                          |      | 0                    | 0                                       | 0                                 | 0  | 0                                    | 0.0000   | 0  | 0           | 0.0000                              | 0                       | 0.0000  | NA   | NA                         | 0  |                              |   |
| (g) Insurance Companies                                     |      | 0                    | 0                                       | 0                                 | 0  | 0                                    | 0.0000   | 0  | 0           | 0.0000                              | 0                       | 0.0000  | NA   | NA                         | 0  |                              |   |
| (h) Provident Funds/ Pension Funds                          |      | 0                    | 0                                       | 0                                 | 0  | 0                                    | 0.0000   | 0  | 0           | 0.0000                              | 0                       | 0.0000  | NA   | NA                         | 0  |                              |   |
| (i) Any Other (Specify)                                     |      | 0                    | 0                                       | 0                                 | 0  | 0                                    | 0.0000   | 0  | 0           | 0.0000                              | 0                       | 0.0000  | NA   | NA                         | 0  |                              |   |
| Sub Total (B)(1)  |      | 0                    | 0                                       | 0                                 | 0  | 0                                    | 0.0000   | 0  | 0           | 0.0000                              | 0                       | 0.0000  | NA   | NA                         | 0  |                              |   |
| 2   |      |                      |   |                                   |  |                                      |  |  |             |                                     |                         |   |  |                            |  |                              |   |
| Central Government/ State Government(s)/ President of India |      |                      | 0                                       | 0                                 | 0  | 0                                    | 0.0000   | 0  | 0           | 0.0000                              | 0                       | 0.0000  | NA   | NA                         | 0  |                              |   |
| Sub Total (B)(2)  |      |                      | 0                                       | 0                                 | 0  | 0                                    | 0.0000   | 0  | 0           | 0.0000                              | 0                       | 0.0000  | NA   | NA                         | 0  |                              |   |





**Menon Bearings Limited**

**Table IV - Statement showing shareholding pattern of the Non Promoter- Non Public shareholder**

| Category & Name of the shareholders                        | PAN  | Nos. of sharehold ers | No. of fully paid up equity shares held | Partly paid-up equity shares held | No. of shares underlying Depository Receipts | Total nos. Shares held (IV)+(V)+(VI) | Sharehold ing % as per SCRR, 1957 As a % of (A+B+C2) | Number of Voting Rights held in each class of securities |             |       | No. of Shares Underlyin g Outstanding convertible securities (including securities | Sharehold ing, as a % assuming full conversion of convertible securities (XI)= (VII)+(X) As a % of (A+B+C2) | Number of Locked in     |                | Number of Shares pledged or otherwise encumbered | Number of Shares held otherwise |                    | Number of dematerialise d equity shares held in form |
|--|--|-----------------------|---|-----------------------------------|--|--------------------------------------|--|--|-------------|-------|--|---|-------------------------|----------------|--|---------------------------------|--------------------|--|
|  |  |                       |   |                                   |  |                                      |  | No of Voting Rights Class eg: X                          | Class eg: Y | Total |  |   | Total as a % of (A+B+C) | No. (a) shares |  | As a % of total Shares held (b) | No. (a) encumbered |  |
| 1  | Custodian/Dt Holder  | 0                     | 0                                       | 0                                 | 0  | 0                                    | 0.0000   | 0  | 0           | 0     | 0  | 0.0000  | 0                       | 0.0000         | NA   | NA                              | 0                  |  |
| 2  | Employee Benefit Trust (under SEBI (Share based Employee Benefit) Regulations, 2014) | 0                     | 0                                       | 0                                 | 0  | 0                                    | 0.0000   | 0  | 0           | 0     | 0  | 0.0000  | 0                       | 0.0000         | NA   | NA                              | 0                  |  |
| Total Non-Promoter- Non Public Shareholding (C)= (C1)+(C2) |  | 0                     | 0                                       | 0                                 | 0  | 0                                    | 0.0000   | 0  | 0           | 0     | 0  | 0.0000  | 0                       | 0.0000         | NA   | NA                              | 0                  |  |

